

# 130 Series

The 130 Series from Dart is an economical, safe and effective drive for applications which require rapid stopping (brake) or reversal of the motor being controlled. The 130 Series uses relays and sophisticated circuitry to reverse the motor safely - avoiding damage to both the motor and the drive.


The motor should be stopped in its original direction before armature voltage polarity is reversed, to safely achieve direction reversal. The 130 Series accomplishes this automatically. The sequence is to disconnect the motor from the drive and replace it with a dynamic brake resistor - this dissipates all energy in the motor causing the motor to stop fast (brake). Once the 130 circuit sees this has occurred, the relays change state and allow the motor to start in the opposite direction. This happens in a fraction of a second. As many as 30 motor reversals a minute can be executed even with the motor under full load.

In many applications the 130 Series will replace expensive regenerative drives that do not require holding torque for the application.



**RoHS**


*130L / 132L Series*




# 130 Series Features + Specifications

- Two single supply voltage options: 120 & 240 VAC
- Full HP rated - no auxiliary heat sink required
- $\pm 10\%$  rated line voltage, 50/60Hz operation
- Adjustable horsepower settings
- Barrier terminal strip
- Full wave bridge supply; 1% speed regulation
- Adjustable Minimum speed (0–30% of base)
- Adjustable Maximum speed (60–100% of base)
- Adjustable IR Compensation
- Adjustable Current Limit
- -10° to +45°C ambient temperature
- Line voltage compensation
- 5K ohm speed potentiometer kit included
- 50:1 speed range
- Overload capacity: 200% for one minute
- Transient voltage protection
- Voltage follower mode - isolated signal (0–10 VDC)
- Inhibit circuit—permits low power start & stop
- Automatic dynamic brake on power loss
- Available in chassis models only

Model	Width	Length	Depth	Weight
130/132 LC Series	4.25 in [10.80 cm]	5.06 in [12.85 cm]	2.65 in [6.73 cm]	1.08 lb [490 gm]
130/132 HC Series	6.25 in [15.88 cm]	7.0 in [17.78 cm]	4.06 in [10.31 cm]	3.30 lb [1.5 kg]



130/132 HC Series



Base Model						
Model	Supply Voltage	Motor Voltage	Current	HP	Body	Cycles/min (up to)
130LC12	120 VAC	90 VDC	1.2 ADC	1/50-1/8	Chassis	3
130LC100	120 VAC	90 VDC	5.5 ADC	1/8-1/2	Chassis	3
130HC12	120 VAC	90 VDC	1.2 ADC	1/50-1/8	Chassis	30
130HC100	120 VAC	90 VDC	10 ADC	1/8-1	Chassis	30
132LC25	240 VAC	180 VDC	1.2 ADC	1/25-1/4	Chassis	3
132LC200	240 VAC	180 VDC	5.5 ADC	1/4-1	Chassis	3
132HC200	240 VAC	180 VDC	10 ADC	1/4-2	Chassis	30

## Applications:

- Door operators
- Feeders
- Tapping machines
- Spray/brush applicators
- Screen presses
- Powered drawer operators
- Target (shooting) operators
- Antennae operators